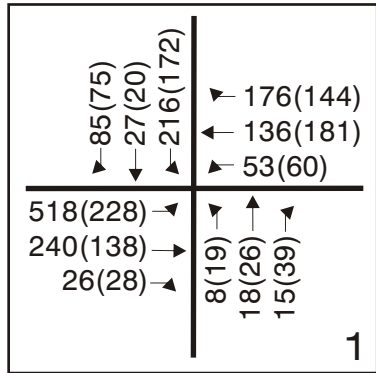
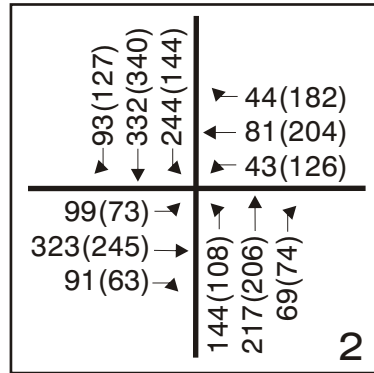


OCTOBER 2001 COUNTS:



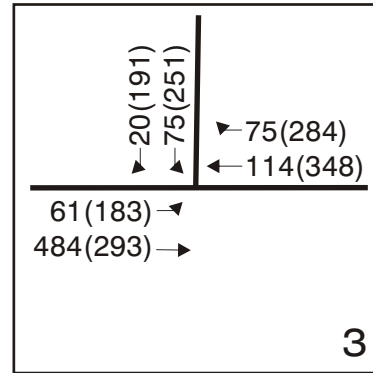
SERRAMONTE BLVD. & ROUTE 1 NB RAMPS

AM PEAK HOUR VOLUME = 1518
PM PEAK HOUR VOLUME = 1130



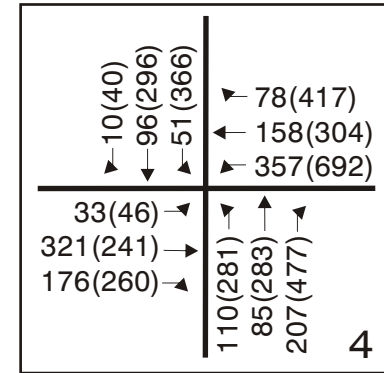
SERRAMONTE BLVD. & CALLAN BLVD.

AM PEAK HOUR VOLUME = 1780
PM PEAK HOUR VOLUME = 1892



SERRAMONTE BLVD. & SERRAMONTE WEST D/W

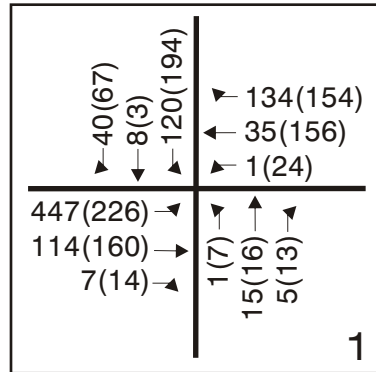
AM PEAK HOUR VOLUME = 848
PM PEAK HOUR VOLUME = 1550



SERRAMONTE BLVD. & GELLERT BLVD.

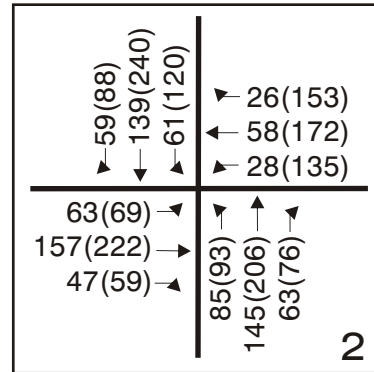
AM PEAK HOUR VOLUME = 1682
PM PEAK HOUR VOLUME = 3703

AUGUST 2004 COUNTS:



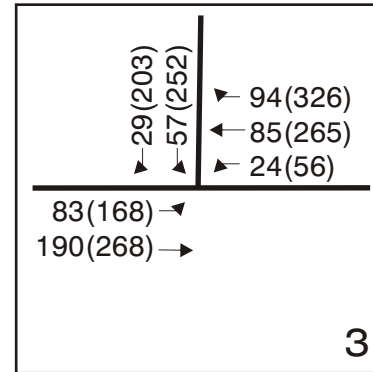
SERRAMONTE BLVD. & ROUTE 1 NB RAMPS

AM PEAK HOUR VOLUME = 927
PM PEAK HOUR VOLUME = 1034



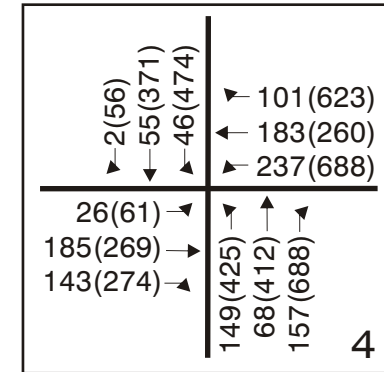
SERRAMONTE BLVD. & CALLAN BLVD.

AM PEAK HOUR VOLUME = 931
PM PEAK HOUR VOLUME = 1633



SERRAMONTE BLVD. & SERRAMONTE WEST D/W

AM PEAK HOUR VOLUME = 562
PM PEAK HOUR VOLUME = 1538



SERRAMONTE BLVD. & GELLERT BLVD.

AM PEAK HOUR VOLUME = 1352
PM PEAK HOUR VOLUME = 4601

